










Parent Involvement Activity Calendar

AUGUST 2010

Sunday	Monday	Tuesday	Wednesday	Thursday	Friday	Saturday
<p style="text-align: center;">1</p> <p>Pack a Picnic Lunch and Head to the Park. Toss in a blanket, frisbee, and maybe a deck of cards and head out</p> 	<p style="text-align: center;">2</p> <p>National Ice Cream Sandwich Day! Get that cookie recipe out and bake away- remember to let the cookies cool completely before cutting up the ice cream.</p>	<p style="text-align: center;">3</p> <p>National Watermelon Day</p>  <p>Give pause to celebrate watermelons. Sweet and tasty, watermelons are one of summer's favorite fruit.</p>	<p style="text-align: center;">4</p> <p>World War I began today in 1914. Rent a documentary from the library & watch it with your children to learn more about The Great War.</p>	<p style="text-align: center;">5</p> <p>Go for a walk with your children after the sun sets. Look at the stars & enjoy a break from the scorching sun</p>	<p style="text-align: center;">6</p> <p>Wiggle Your Toes Day Air out your toes, and wiggle them around for all to see. The best place to wiggle your toes on a hot August day is in the pool. Or, sit on a dock and stick your wiggly little toes in the water</p>	<p style="text-align: center;">7</p> <p>*NATIONAL MUSTARD DAY* Mustard lovers across the nation pay tribute to the king of condiments by slathering their favorite mustard on hot dogs, pretzels, circus peanuts and all things edible!</p> 
<p style="text-align: center;">8</p> <p>HAVE A FAMILY DAY TRIP! Drive to somewhere within reasonable driving distance (one to three hours). The whole purpose behind a family trip is to be able to travel to somewhere else and have fun as a family.</p>	<p style="text-align: center;">9</p> <p>The start of the new school year is quickly approaching.</p>  <p>Begin getting needed school supplies.</p>	<p style="text-align: center;">10</p> <p>NATIONAL LAZY DAY <i>Let this holiday be the day you forget all about your work, chores and errands. Let your mind and body be lazy all day long.</i></p> 	<p style="text-align: center;">11</p> <p>Super Savers. Institute a coupon-clipping contest and have your kids help you hunt for savings. Put them in charge of coupons for alternate weeks and keep a running tally of what was spent each week. By halloween, the one with the lowest dollar amount wins a prize.</p>	<p style="text-align: center;">12</p> <p>Middle Child's Day Give a little well deserved recognition to the wonderful and special middle child in the family. Use this day as an opportunity to tell your middle child how much you love them and appreciate them and then continue to show her on a daily basis.</p>	<p style="text-align: center;">13</p> <p>Wet 'n' Wild Time! When the weatherman predicts hot and steamy weather, host an old-fashioned sprinkler party. It's fun, inexpensive and always a blast. Ask neighbors, friends and relatives to bring different kinds of sprinklers, water guns and slides, and fill up water balloons. It will be a great way to keep the neighborhood entertained and cool.</p>	<p style="text-align: center;">14</p> <p>PITCH A TENT IN THE YARD Grab some snacks and a blanket. Take some books along and read to each other. Tell stories (scary or other). Play board games. Don't forget the flashlights.</p>
<p style="text-align: center;">15</p> <p>Have A Broadway Play Have the kids write, produce and put on a play. Check out library books on plays and theater, and have them encourage friends to join in.</p>	<p style="text-align: center;">16</p> <p>National Eye Exam Month With the school year just around the corner, now is a good time for parents of children who are exhibiting eye trouble to take them to a local pediatric ophthalmologist.</p>	<p style="text-align: center;">17</p> <p>Observation Walk As you walk ask your child to look at the different ways people are moving. <i>Ex:</i> walking, biking, etc. Ask your child to tell you how the people are moving. Find and name things that grow. <i>Ex:</i> trees, people, dogs, etc.</p>	<p style="text-align: center;">18</p> <p>Go Treasure Hunting Hide a small trinket somewhere in the yard and leave clues such as a map for your kids to figure out where the "treasure" is hidden</p>	<p style="text-align: center;">19</p> <p>Many schools begin next month if you have questions regarding the start date, contact your school or look it up online.</p>	<p style="text-align: center;">20</p> <p>Mother & Daughter Outdoors August 20-22, 2010 at Holiday Lake 4-H Center in Appomattox, Virginia It is an excellent opportunity for anyone 9 years of age and above to learn the outdoor skills You would like to get your family involved in outdoor activities and need a place to start.</p>	<p style="text-align: center;">21</p> <p>HAVE A BACKYARD BBQ</p>  <p>Invite friends your child hasn't seen all summer. It will help get them excited to go back to school</p>
<p style="text-align: center;">22</p> <p>BE AN ANGEL DAY</p> <p>DO ONE SMALL ACT OF KINDNESS FOR SOMEONE</p>	<p style="text-align: center;">23</p> <p>Sing & Move Sing a few familiar songs together with your child. As you sing march, clap your hands, or stomp your feet in time to the music. Then, take turns saying favorite nursery rhymes aloud. Agree on one rhyme that both of you can repeat together. Add some hand and body actions as you sav the words.</p>	<p style="text-align: center;">24</p> <p>Memory Makers Start a scrapbook. Let the kids take photos of anything their little hearts desire using a child's digital or disposable camera. Have them work on their scrapbook each week. By wintertime, a keepsake of memories</p>	<p style="text-align: center;">25</p> <p>Talk to your children about their plans for the upcoming school year. Do they want to play sports? Are they nervous about their teacher?</p>	<p style="text-align: center;">26</p> <p>Freebie Frenzy Get on your local visitors and conventions bureau Web site. Search for possibilities such as free movie nights or free or low-cost tickets for museums</p>	<p style="text-align: center;">27</p> <p>Counting a Silly Walk Take a walk with your child. Make up some silly steps to do together. <i>Examples:</i> Take two large steps and three tiny steps counting 1, 2 - 1, 2, 3 - 1, 2, etc., as you go.</p>	<p style="text-align: center;">28</p> <p>Martin Luther King, Jr. gave his famous "I have a dream" speech in 1963. Look online for a clip & share his inspirational message with your children.</p>
<p style="text-align: center;">29</p> <p>Host a Pirates Party - Gather your little Blackbeards for a pirate-themed party. Fill a treasure chest with candy and other treats, and have the children dress up. Draw a treasure map, and have the kids complete tasks before receiving the next clues. Consider activities such as making puzzles, solving riddles or competing in pie-eating or bubble-gum-blowing contests.</p>	<p style="text-align: center;">30</p> <p>National Marshmallow Toasting Day-Enjoy today or tonight by a campfire or bonfire, toasting a big, soft, sticky, sweet marshmallow. Summer is short. So enjoy it while it is still here.</p>	<p style="text-align: center;">31</p> <p>Many teachers ask parents to visit the classroom before school starts. Be sure to make this meeting!</p>			 <p style="text-align: center;">Apple Annie</p>	